

Dong-Ah Geological Engineering Co., Ltd.

2022 4Q



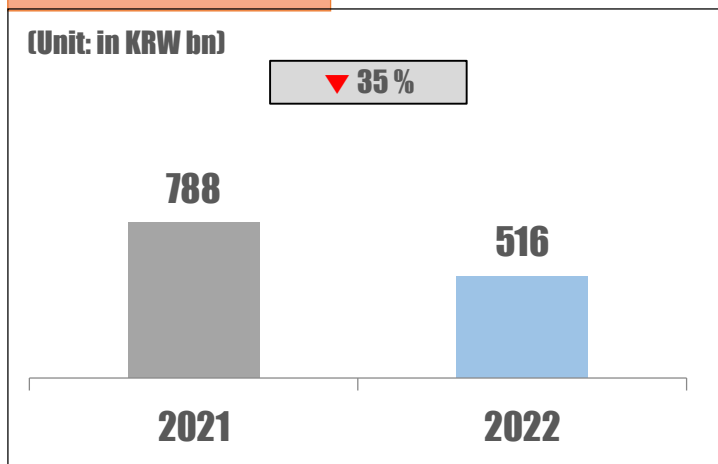


Contents

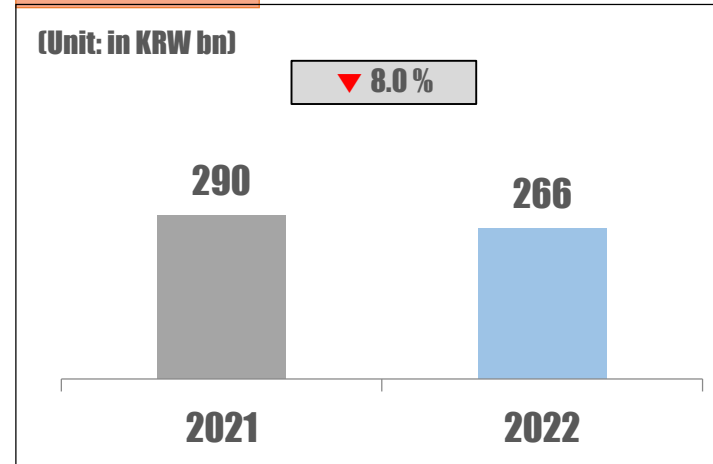
- 1 **2022 4Q RESULTS**
- 2 **New Orders & Contracts Balance**
- 3 **Financial Statements**

INVESTOR RELATIONS 2022 4Q RESULTS

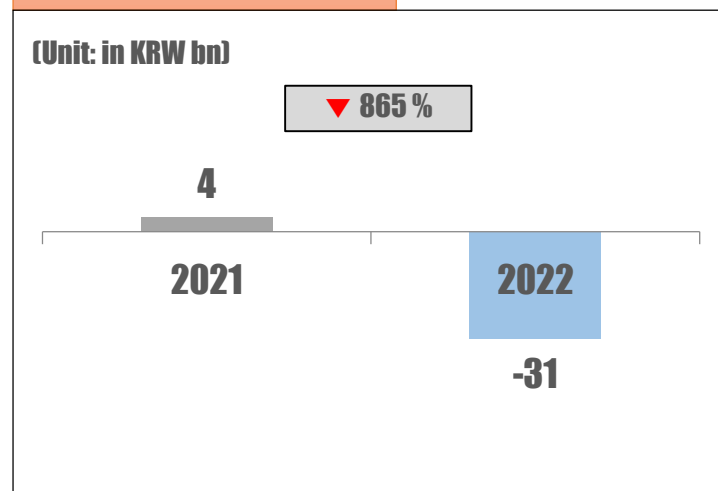
■ New Orders



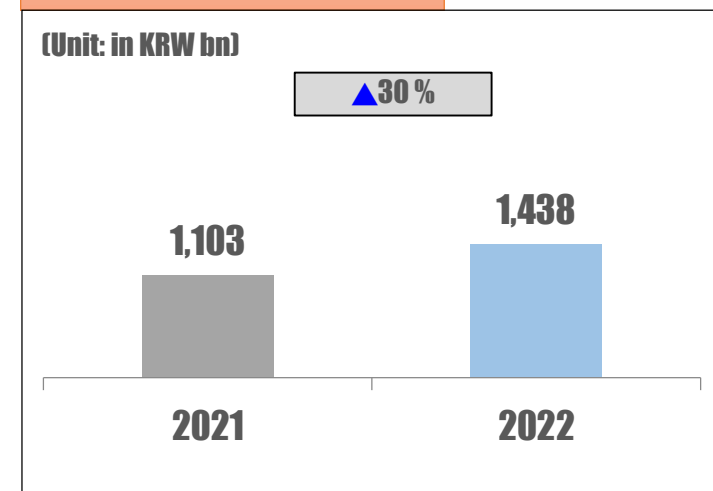
■ Sales



■ Operating Profit



■ Contracts Balance



INVESTOR RELATIONS

New Orders & Contracts Balance

■ New Orders

(Unit: in KRW bn)

Division	2020	2021	2022
Domestic	179	211	176
Overseas	140	578	340
Total	319	788	516

Division	2020	2021	2022
TBM	116	272	(43)
Ground Improvement	137	487	(90)
Others	65	29	648
Total	319	788	516

■ Contracts Balance

(Unit: in KRW bn)

Division	2020	2021	2022
Domestic	316	388	428
Overseas	289	715	1,010
Total	604	1,103	1,437

Division	2020	2021	2022
TBM	107	335	385
Ground Improvement	299	617	377
Others	198	151	676
Total	604	1,103	1,437

INVESTOR RELATIONS
Financial Statements

(Unit: in KRW bn, except per share)

ACCOUNT	2020	2021	2022
TOTAL ASSETS	335	351	372
CURRENT ASSETS	243	240	252
NON-CURRENT ASSETS	92	111	120
TOTAL LIABILITIES	143	146	151
CURRENT LIABILITIES	136	145	146
NON-CURRENT LIABILITIES	7	1	4
TOTAL EQUITY	192	204	222
SHARE CAPITAL	6	6	7
DEBT RATIO	75%	72%	68%
SALES	315	289	266
OPERATING PROFIT	3	4	-31
NET INCOME	2	5	-23
EARNINGS PER SHARE	₩ 181	₩ 412	₩ -1,690



<http://www.dage.co.kr>